

Penn State Pointers ► Planting the Right Tree

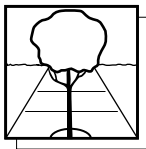
When landscaping, you should consider how a tree suits a site and how it will look long after planting.

Factors in selecting the right tree include:




TEMPERATURE

Choose a tree that is suitable for the climate. A southern tree, or a tree grown from southern seed sources, usually will not do well in the northern climate.



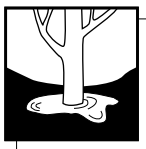
MOISTURE

Estimate the amount of rainfall in your area. If planting in an urban area, ask about water restrictions. Also, a tree surrounded by concrete or asphalt often won't get much water.




SOIL COMPOSITION

Most trees do well in neutral or slightly acidic soils. Limestone in soils or in concrete sidewalks and roads affects nearby trees. Take special care preparing site in compacted soils.



DRAINAGE

A tree that gets too much water will be unhealthy. It is important that the soil around a tree drains properly and is not swampy or too wet. Note if there's water from runoff sources.



SPACE

Big trees need big space. Analyze the 'growing space' to make sure there's room for root and canopy growth. Consider how a tree may affect the house climate where planted.

Graphics / Illustration: Tom Laird, College of Agricultural Sciences, Copyright Penn State.

Visit us at

["http://aginfo.psu.edu/psp/index.html"](http://aginfo.psu.edu/psp/index.html)

For Spring/Summer/Fall Time Frame